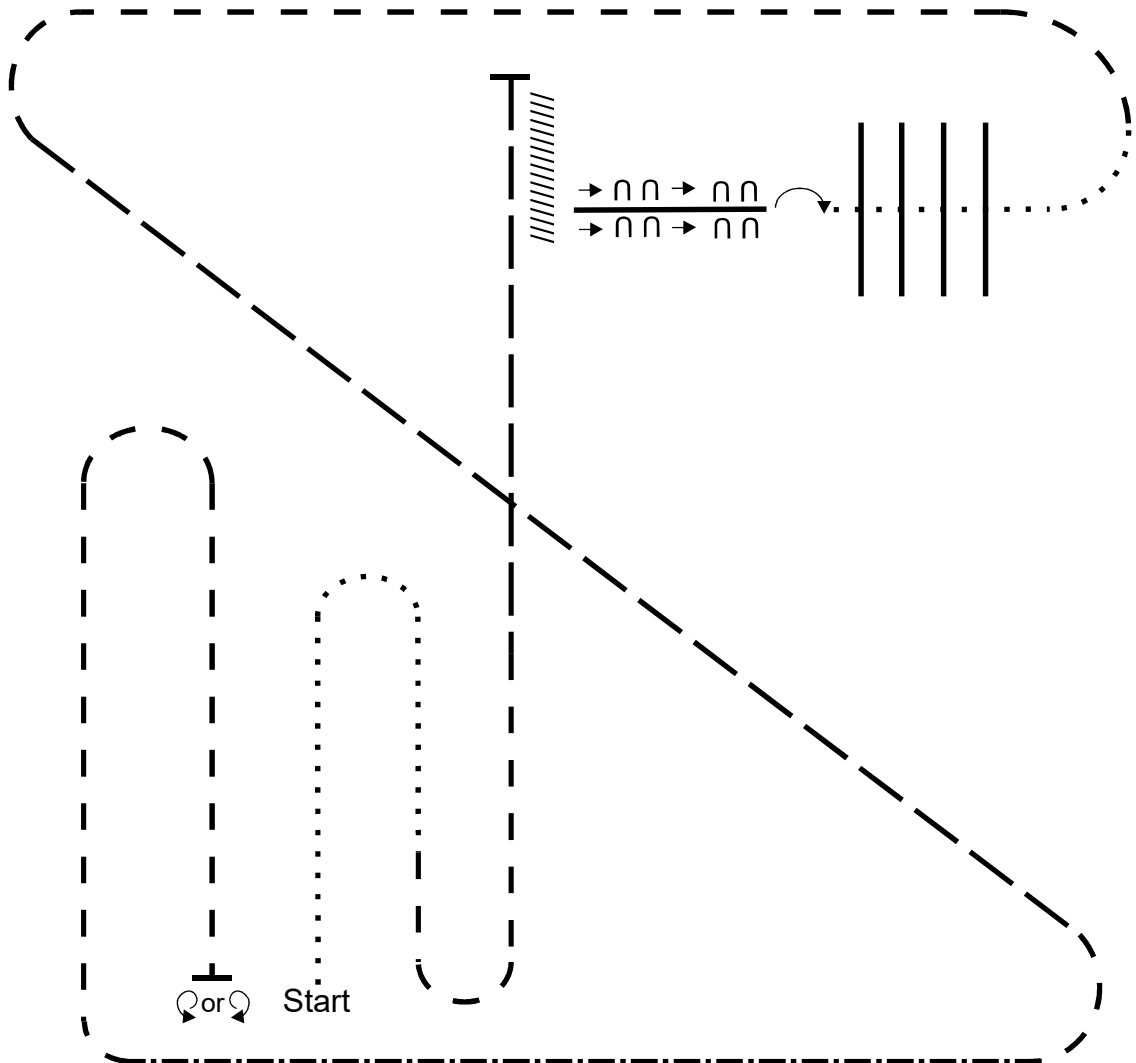


Northwest Classics 2026 - Spring Show

OPEN W/T Ranch Riding (No Cross Entry)

Class 9



1. Walk
2. Trot
3. Extended Trot
4. Stop and back
5. Sidepass right over log
6. 1/4 Turn Right, Walk over logs
7. Walk
8. Trot
9. Extended Trot
10. Extended Walk.
11. Trot.
12. Stop, one 360° Turn either direction.

LEGEND

Walk:

Extended Walk: -.-.-.-

Trot: - - - - -

Extended Trot: — — — —

Lope: —————

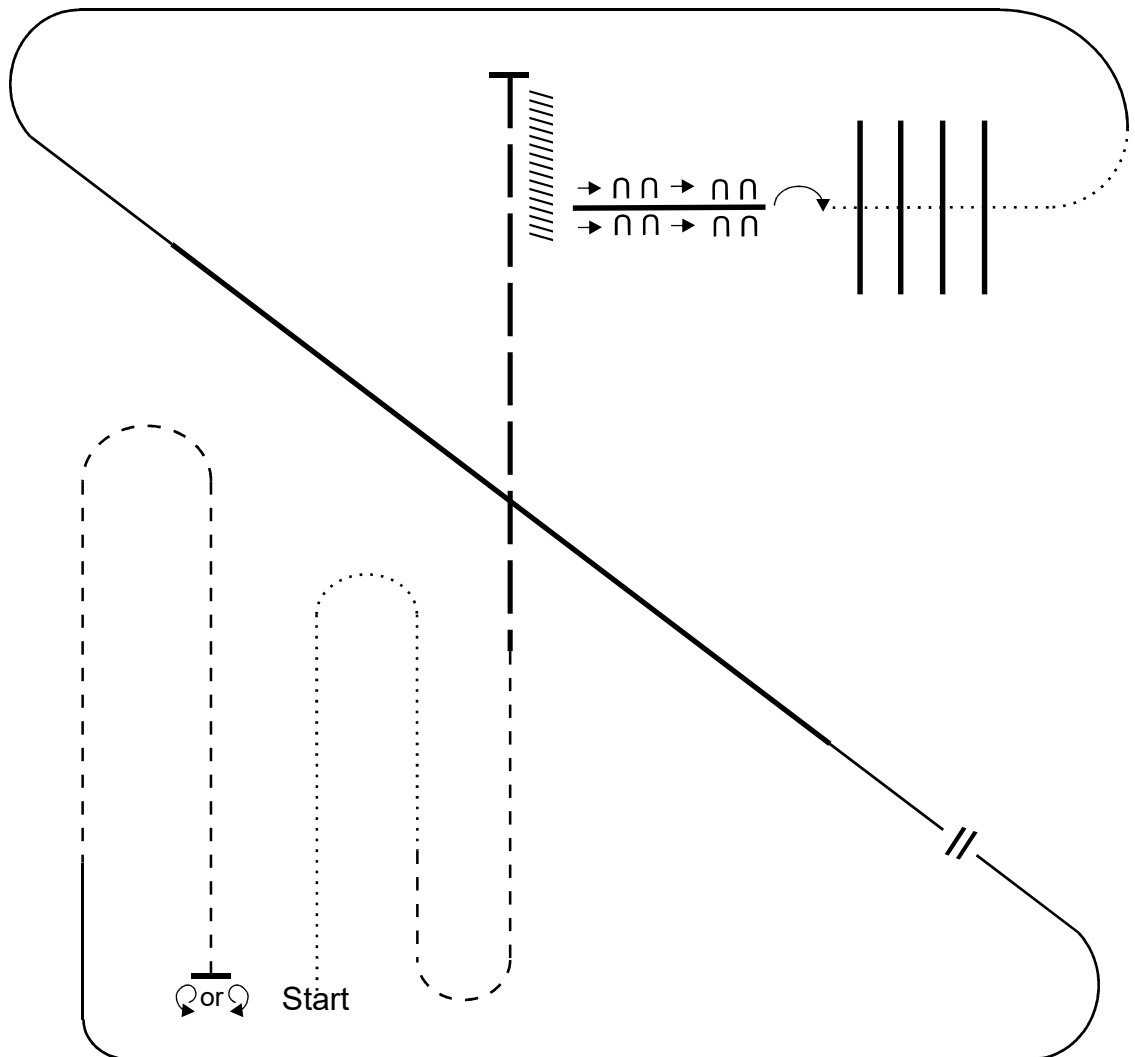
Back: //////////////

Sidepass: $\frac{UU \leftarrow UU \leftarrow}{UU \rightarrow UU \rightarrow}$

Spin: ↻ or ↻

Northwest Classics 2026 - Spring Show

Ranch Riding Class 10, 11, 12, 13, 14, 15 & 16



1. Walk
2. Trot
3. Extended Trot
4. Stop and back
5. Sidepass right over log
6. 1/4 Turn Right, Walk over logs
7. Walk
8. Lope Left Lead
9. Extended Lope Left Lead
10. Collect Lope, change Leads (simple or flying)
11. Lope Right Lead
12. Trot
13. Stop, 360° Turn either direction.

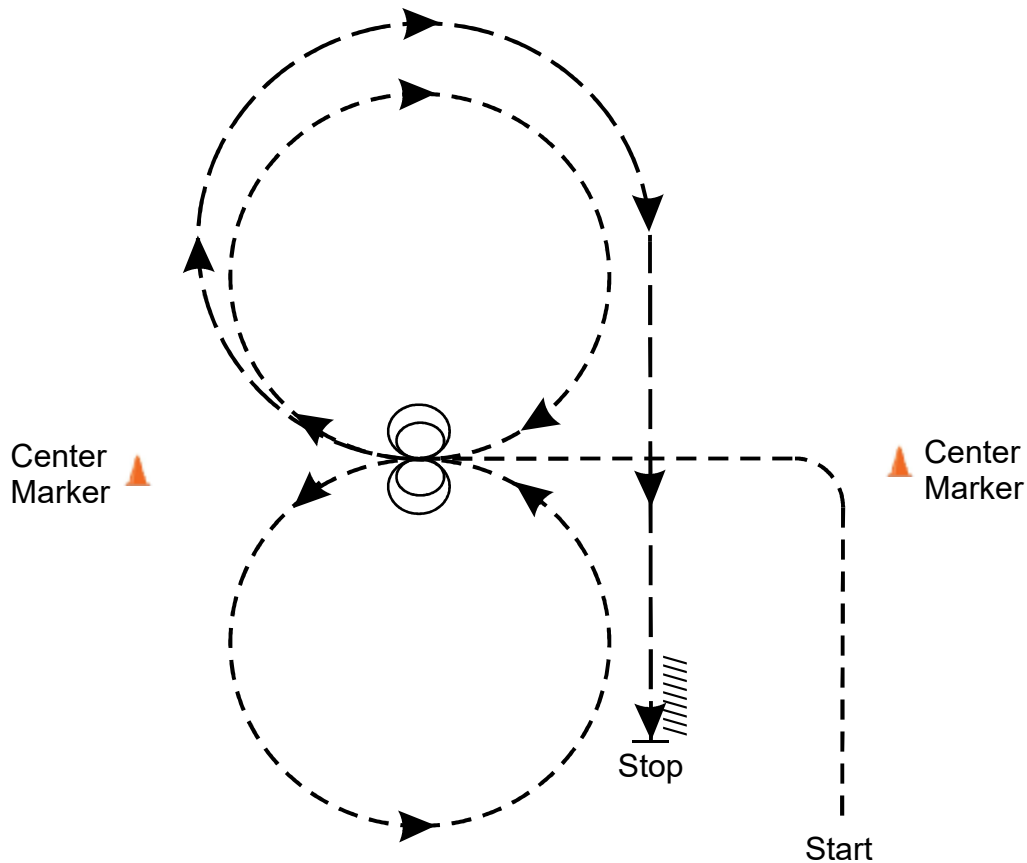
LEGEND

Walk:
Trot:	-----
Extended Trot:	-----
Lope:	_____
Back:	//////////
Sidepass:	→ n n → n n → n n → n n
Lead Change:	//
Spin:	↻ or ↺

Northwest Classics 2026 - Spring Show

W/T Ranch Reining (No Cross Entry)

Class: 17




1. Trot to Center of arena, Stop.
2. Complete two spins in one direction. Hesitate.
3. Complete two spins in opposite direction. Hesitate.
4. Trot one Circle to the Right, Change directions at center of arena.
5. Complete one Circle to the Left, Change directions at center of arena.
6. Begin a Circle to the Right at Extended Trot, Extend Trot down Right side of arena past Center Marker, Stop and back up at least 10 feet Hesitate to demonstrate completion of pattern.

LEGEND

Trot: - - - - -

Extended Trot: — — —

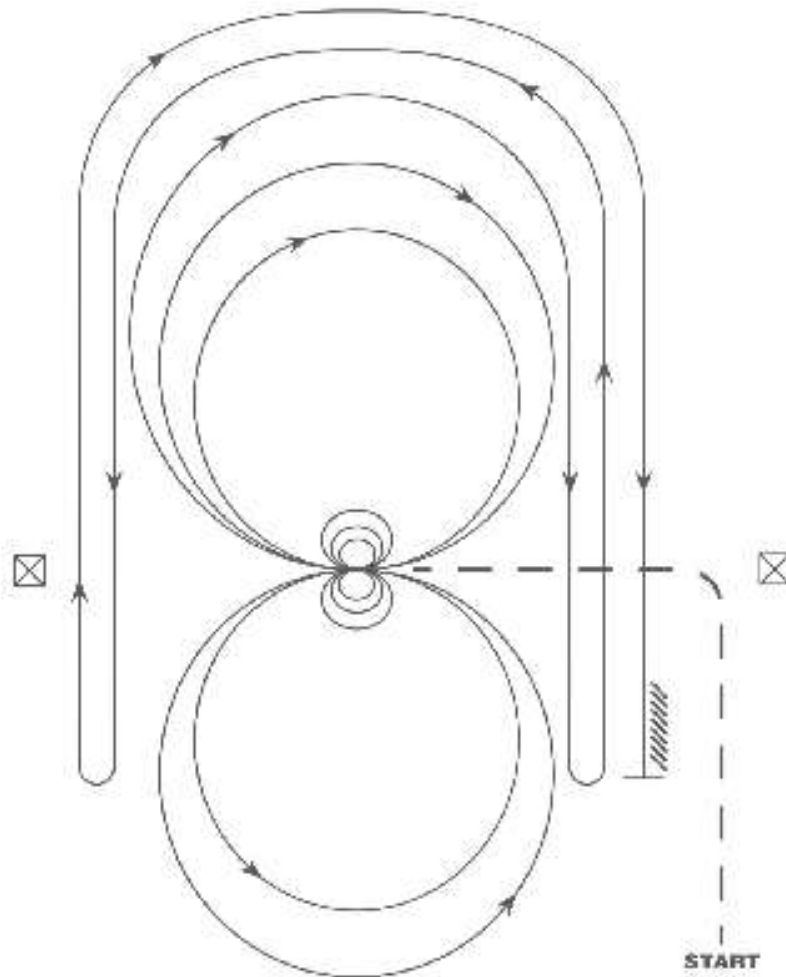
Back: // // // // // // // //

Spin: 

Northwest Classics 2026 - Spring Show

Ranch Reining

Classes: 18, 19, 20, 21, 22, 23 & 24



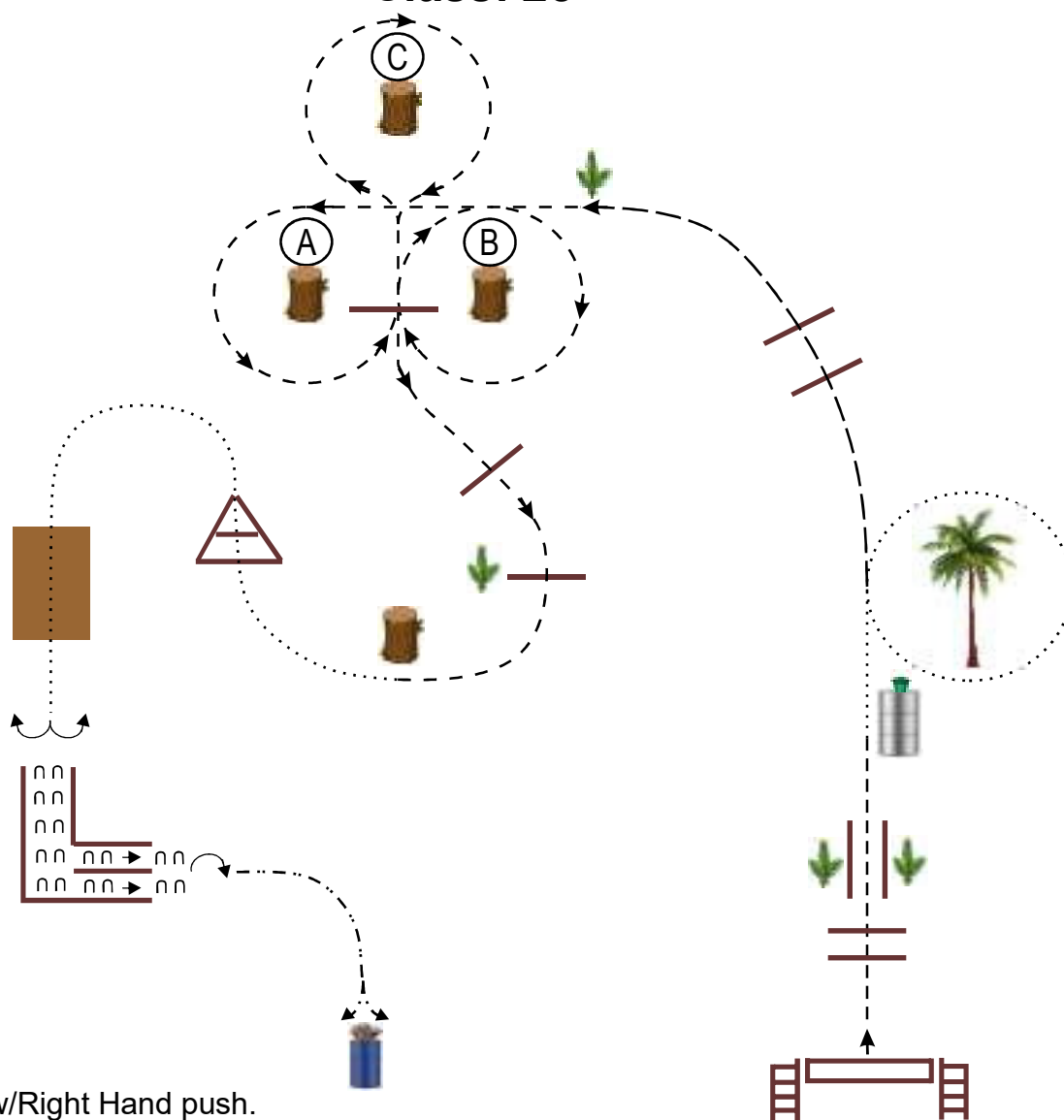
Ride pattern as follows: Trot to center of arena and stop.

1. Complete 3 spins in one direction, Hesitate.
2. Complete 3 spins in the opposite direction, Hesitate.
3. Beginning on right lead, complete two large fast circles to the right.
Change leads at center of arena.
4. Complete two large fast circles to the left. Change leads at center of arena.
5. Begin a large circle to the right but do not close this circle. Run down the right side of the arena past the center marker and do a left roll back at least 20 feet from the wall or fence, no hesitation.
6. Continue back around the previous circle but do not close this circle. Run down the left side of the arena past the center marker and do a right roll back at least 20 feet from the wall or fence, no hesitation.
7. Continue back around previous circle, but do not close this circle. run down the right side of the arena past the center marker and do a sliding stop at least 20 feet from the wall or fence. Back up at least 10 feet. Hesitate to show completion of pattern.

Northwest Classics 2026 - Spring Show

OPEN W/T Ranch Trail (No Cross Entry)

Class: 25



1. Start at Gate w/Right Hand push.
2. Trot over 2 Poles and between 2 Poles towards Barrel.
3. Stop, pick up Bucket and carry as you Walk around Palm Tree.
4. Place Bucket on Barrel.
5. Extended Trot, over two Poles, continue up towards 3 Stumps, break to a Regular Trot.
6. Trot Circle around each Stump, beginning with Stump (A), Circle Left over short Pole, Circle Right around (B), over short Pole, heading for Stump (C) Circle Left again, coming down between Stumps (A) and (B), over short Pole continuing out of Stumps.
7. Trot over two more Logs.
8. Walk at Stump.
9. Walk thru Triangle.
10. Continue over Bridge.
11. Stop before Back Through.
12. 180° Turn either direction and Back into Chute, Sidepass Right out.
13. 90° Turn, Extended Walk towards Barrel with "Basket of Goodies".
14. Stop either side and pick your Goody. Acknowledge your Judges.
15. Exit at a Walk.

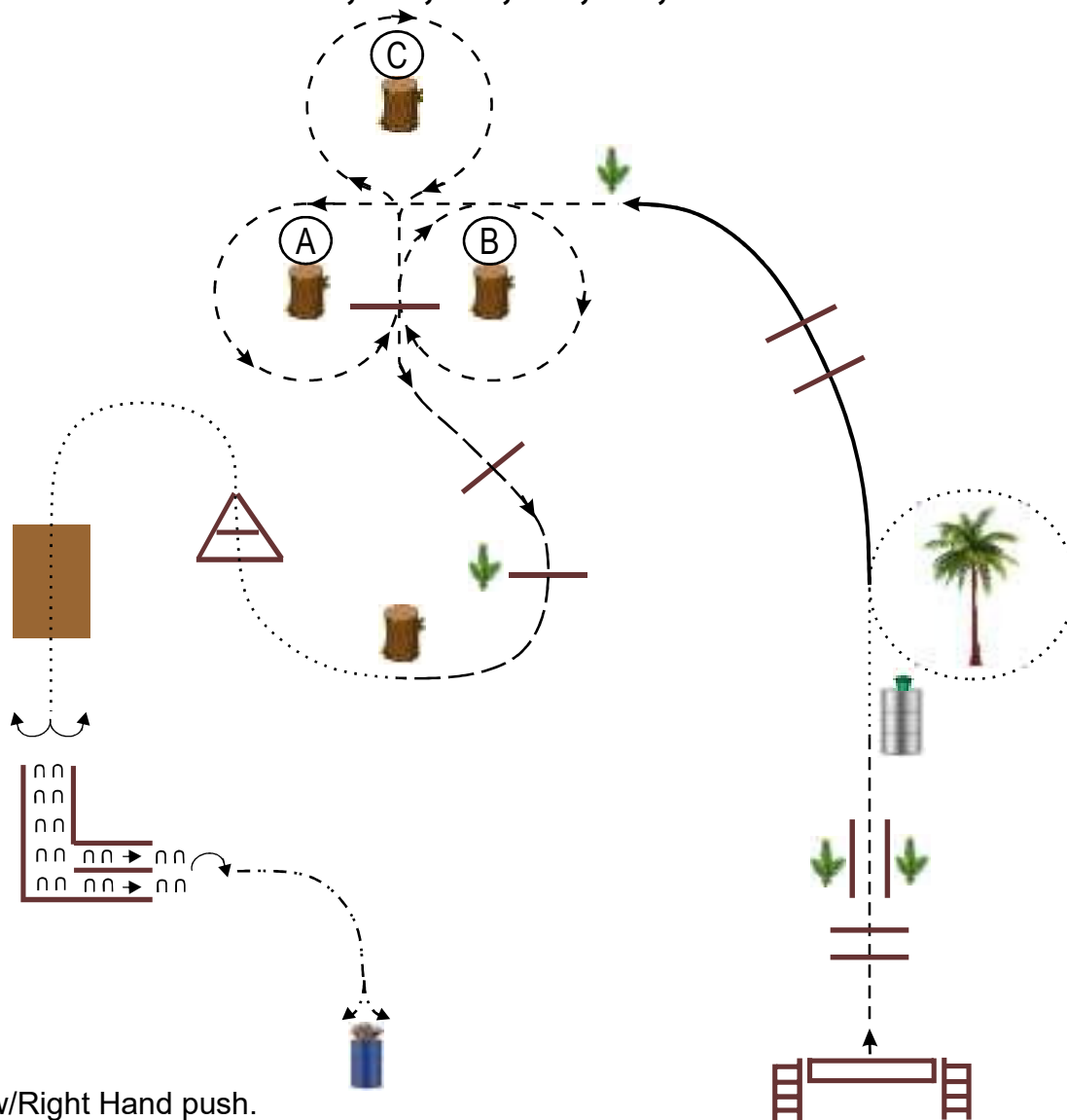
LEGEND

Walk:
 Extended Walk: - - - - -
 Trot: - - - - -
 Extended Trot: - - - - -
 Lope: _____
 Sidepass: $\frac{UU \rightarrow UU \rightarrow}{UU \rightarrow UU \rightarrow}$
 Back: $\leftarrow \leftarrow \leftarrow \leftarrow$

Northwest Classics 2026 - Spring Show

Lope Ranch Trail

Classes: 26, 27, 28, 29, 30, 31 & 32



1. Start at Gate w/Right Hand push.
2. Trot over 2 Poles and between 2 Poles towards Barrel.
3. Stop, pick up Bucket and carry as you Walk around Palm Tree.
4. Place Bucket on Barrel.
5. Left Lead Lope, over two Poles, continue up towards 3 Stumps, break to Trot.
6. Trot Circle around each Stump, beginning with Stump (A), Circle Left, over short Pole, Circle Right around (B), over short Pole, heading for Stump (C) Circle Left again, coming down between Stumps (A) and (B), over short Pole continuing out of Stumps.
7. Extended Trot over two Poles, continue down.
8. Walk at Stump.
9. Walk thru Triangle.
10. Continue over Bridge.
11. Stop before Back Through.
12. 180° Turn either direction and Back into Chute, Sidepass Right out.
13. 90° Turn, Extended Walk towards Barrel with "Basket of Goodies".
14. Stop either side and pick your Goody. Acknowledge your Judges.
15. Exit at a Walk.

LEGEND

Walk:

Extended Walk: - - - - -

Trot: - - - - -

Extended Trot: - - - - -

Lope: _____

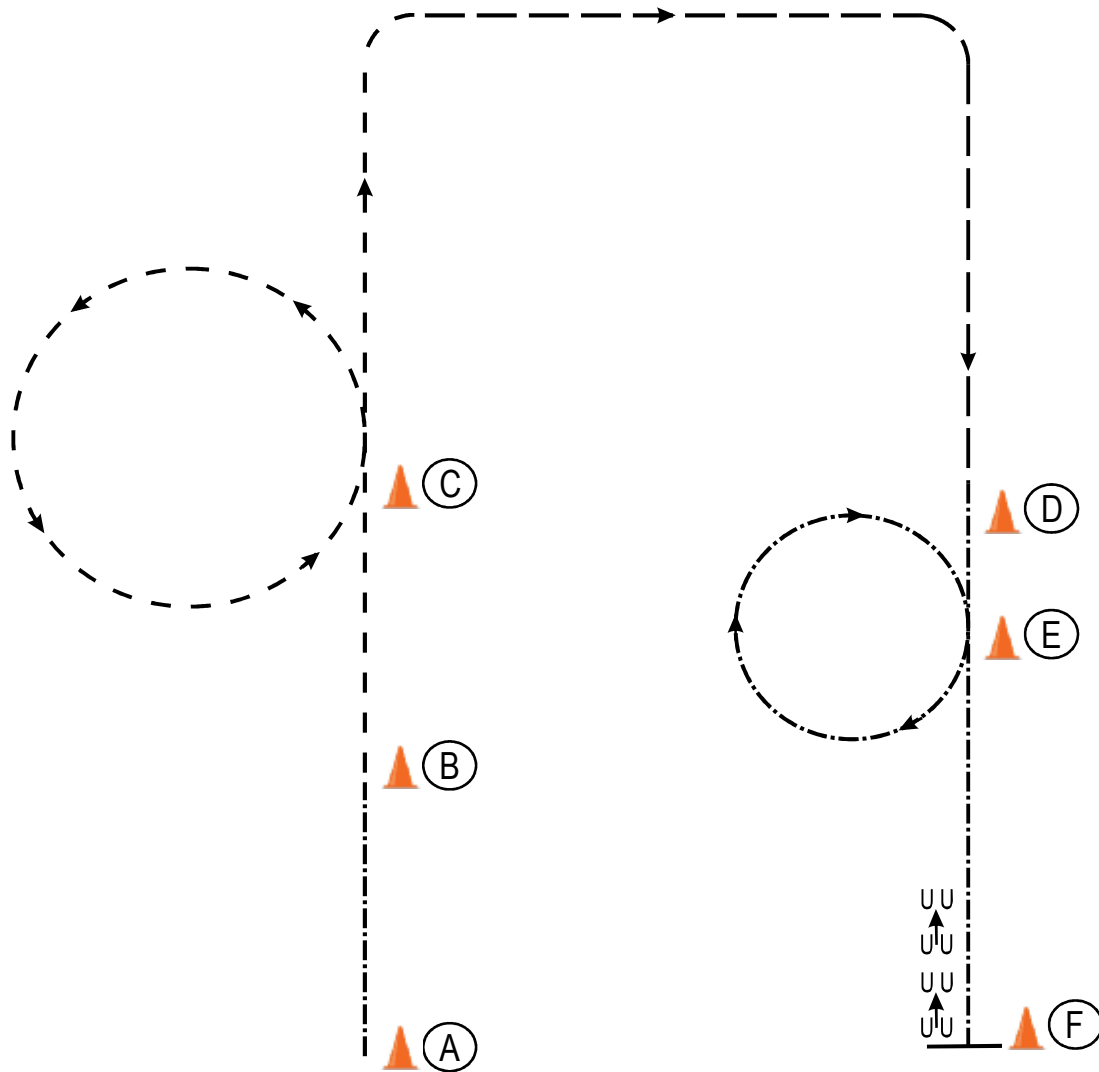
Sidepass: $\frac{UU \rightarrow UU \rightarrow}{UU \rightarrow UU \rightarrow}$

Back: $\leftarrow \leftarrow \leftarrow \leftarrow$

Northwest Classics 2026 - Spring Show

ABRA & OPEN Mini Reinsmanship

Class: 42



Be Ready at Cone

1. Collected Trot from "A to B".
2. Working Trot at "B" and continue at Working Trot.
3. At Cone "C" form a Medium Circle to the Left, continue Working Trot.
4. Turn corner Right, Extended Trot (as soon as you are Straight) continue to Cone "D" and Collect the Trot.
5. At "E" form a Small Circle to the Right and continue to "F".
6. Stop, Back 4 Steps. Hesitate, and Walk Back to Line.

LEGEND

Collected Trot: - - - - -

Working Trot: - - - - -

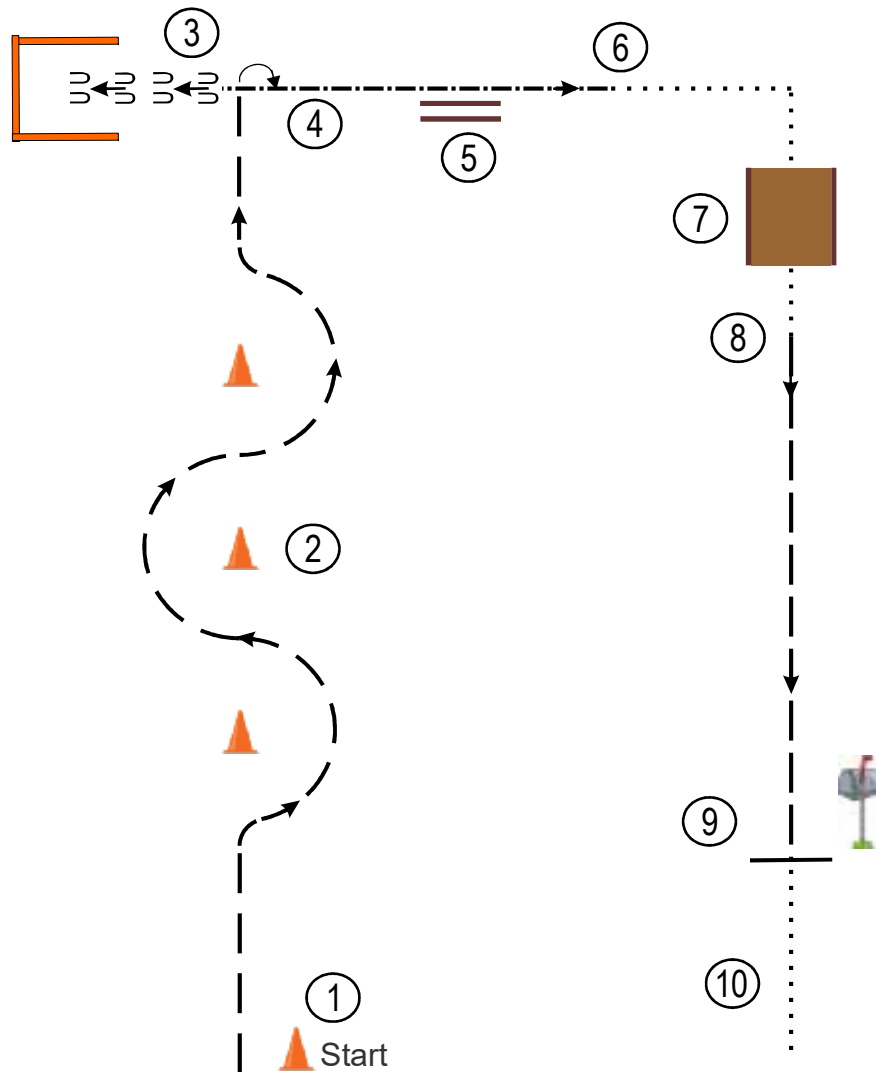
Extended Trot: —————

Back:

Northwest Classics 2026 - Spring Show

Mini Driving Obstacle

Class: 43



1. Working Trot.
2. Serpentine 3 Cones starting to the Right of 1st Cone.
3. Stop, Right Wheel Pivot and Back into Box until Wheels Touch Back Pole.
4. Collected Trot.
5. Right Wheel between Poles.
6. Walk.
7. Walk over Tarp.
8. Working Trot.
9. Stop, check for Mail.
10. Exit at Walk.

LEGEND	
Walk:
Collected Trot:	-----
Working Trot:	-----
Back:	⇌ ⇌


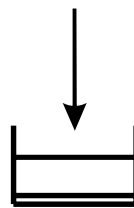
Northwest Classics 2026 - Spring Show

ABRA & Open Mini Hunter In-Hand Over Fences 38" & Under

Classes: 101



3



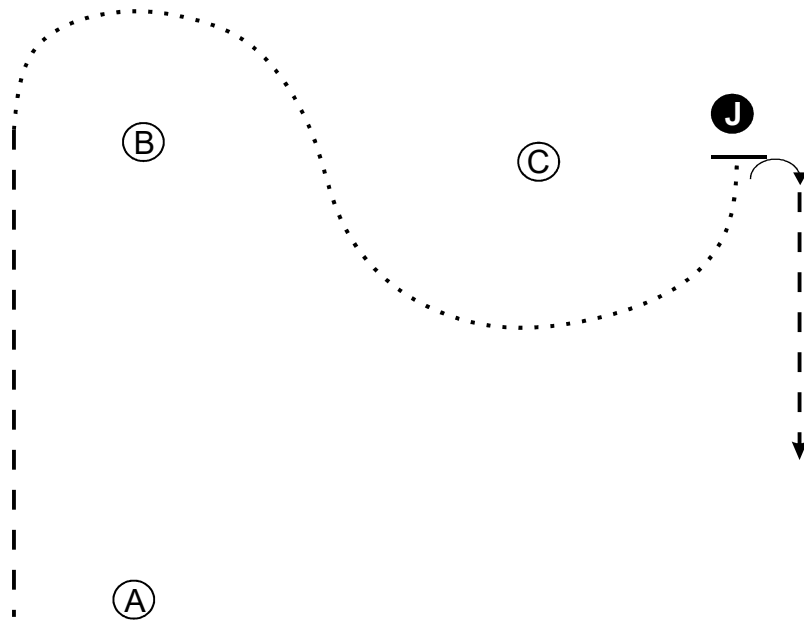
ABRA Rules

20 feet between Jumps.
Jumps can be between 12" to 24" high.

Northwest Classics 2026 - Spring Show

OPEN & ABRA W/T Showmanship (No Cross Entry)

Classes: 102, 103, 104 & 105



Be ready at A.

1. Trot from A to B.
2. Walk from B, around C and to Judge.
3. Stop and set up for inspection.
4. When dismissed, perform a 180 degree Right Haunch turn.
5. Trot straight away from the judge.
6. Follow instructions of your Ring Steward.

LEGEND

Walk:


Trot: - - - - -

Marker: (B)

Judge: (J)

Northwest Classics 2026 - Spring Show

Youth Showmanship
Classes: 106, 107 & 108



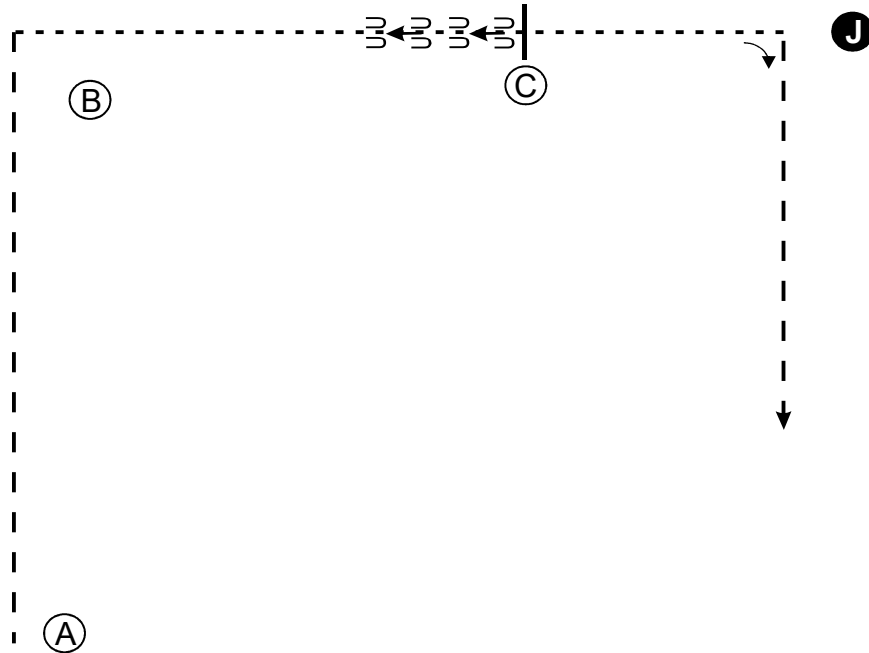
Be ready at A.

1. Jog from A around B and to C.
2. Walk from C to Judge and setup for inspection.
3. When dismissed, perform a 90 degree Right Haunch turn.
4. Trot straight away from the Judge.
5. Follow instructions of your Ring Steward.

LEGEND	
Walk:
Trot:	-----
Marker:	ⓑ
Judge:	●

Northwest Classics 2026 - Spring Show

19 & Over, AM, AM Select, Mini, BB Yth & BB AM Showmanship
Classes: 109, 110, 111, 112, 113, 114 & 115



Be ready at A.

1. Trot from A to B.
2. Walk to C and Stop.
3. Back 4 Steps.
4. Walk to Judge & Set up for inspection.
5. After Inspection, 90 degree Right Haunch Turn, Trot away.
6. Follow instructions of your Ring Steward.

LEGEND

Walk:

Trot: - - - - -

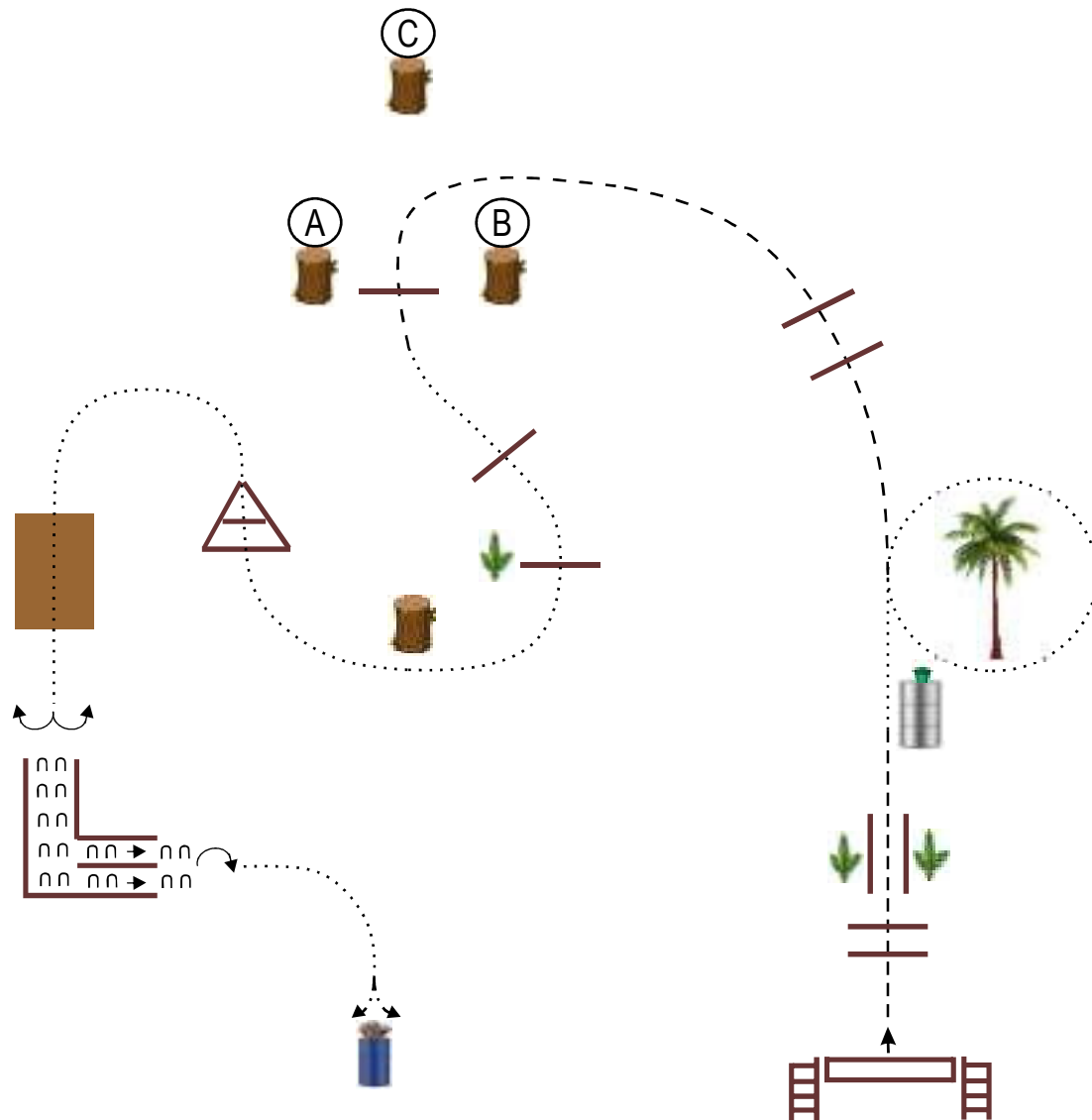
Back: ↩↩ ↩↩

Marker: (B)

Judge: (J)

Northwest Classics 2026 - Spring Show

Mini In-Hand Trail Class: 116



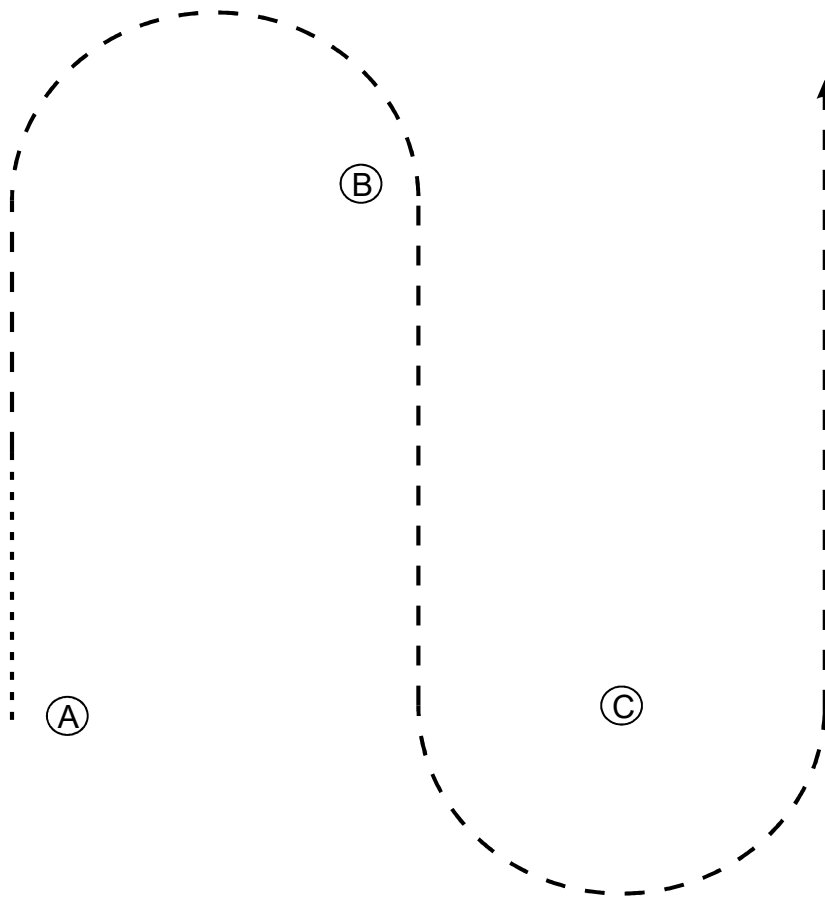
1. Start at Gate with Left Hand push.
2. Trot over 2 Poles and between 2 Poles towards Barrel.
3. Stop, pick up Bucket and carry as you Walk around Palm Tree.
4. Replace Bucket on Barrel.
5. Pick up Trot, Trot over two Poles, continue to Trot between Stump (B) and (C) turning Left and traveling between Stump (A) and Stump (B). Trot over short Pole.
6. Break to a Walk, Walk over 2 Poles and around Stump, over Triangle and Bridge, Stop just before Back Through.
7. 180° Turn either direction, Back into Chute and Sidepass out (as pattern shows).
8. 90° Turn, Walk to Barrel, either side, pick up your Goody. Acknowledge your Judges.
9. Exit at a Walk.

LEGEND	
Walk:
Trot:	-----
Extended Trot:	-----
Sidepass:	$\begin{array}{c} \text{UU} \rightarrow \text{UU} \rightarrow \\ \text{UU} \rightarrow \text{UU} \rightarrow \end{array}$
Back:	$\begin{array}{c} \rightarrow \leftarrow \rightarrow \leftarrow \\ \rightarrow \leftarrow \rightarrow \leftarrow \end{array}$

Northwest Classics 2026 - Spring Show

W/T Hunt Seat Equitation (No Cross Entry)

Classes: 143, 144, 145 & 146



1. Walk to Center of Pattern.
2. Trot on Left Diagonal to B.
3. Change Diagonals and trot on the Right Diagonal around C.
4. When even with C, Sitting Trot to Exit.

Pattern is over once you have passed B at the Trot.

Follow the directions of your Ring Steward.

LEGEND

Walk:

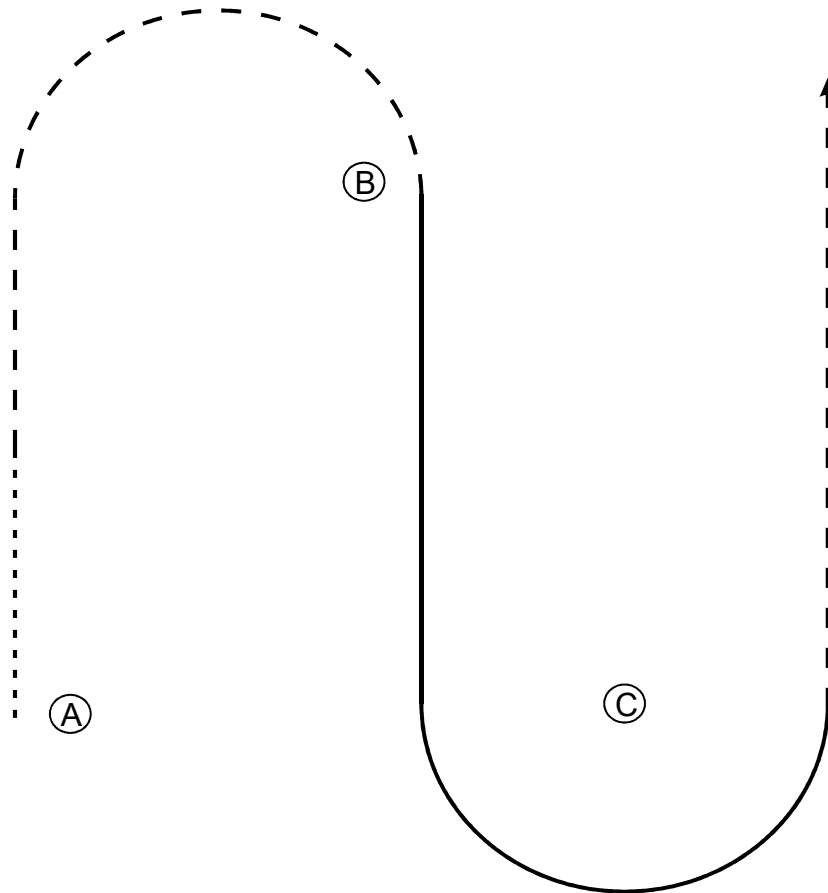
Posting Trot: - - - - -

Back: $\frac{UU \rightarrow UU \rightarrow}{UU \rightarrow UU \rightarrow}$

Northwest Classics 2026 - Spring Show

Yth Hunt Seat Seat Equitation

Classes: 147, 148, 149 & 150



1. Walk to Center of Pattern.
2. Trot on Left Diagonal to B.
3. Canter Left Lead around C.
4. When even with C, break to a Posting Trot on the Right Diagonal.

Pattern is over once you have passed B at the Trot.

Follow the directions of your Ring Steward.

LEGEND

Walk:

Posting Trot: - - - - -

Canter: _____

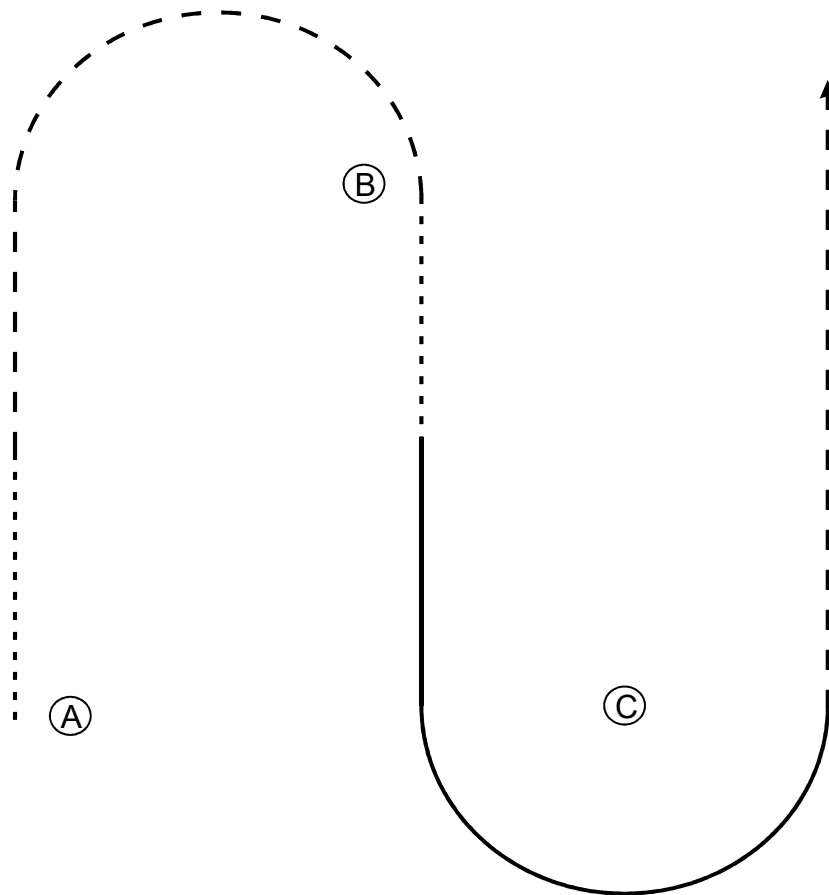
Back: $\frac{UU \rightarrow UU \rightarrow}{UU \rightarrow UU \rightarrow}$

Northwest Classics 2026 - Spring Show

19 & Over, AM, AM Select, **ABRA AM**, **BB Youth & AM**

Hunt Seat Equitation

Classes: 151, 152, 153, **154**, **155 & 156**



1. Walk to Center of Pattern.
2. Trot on Left Diagonal to B.
3. Walk two Horse Lengths at B.
4. Canter Left Lead around C.
5. When even with C, break to a Posting Trot on the Right Diagonal.

Pattern is over once you have passed B at the Trot.

Follow the directions of your Ring Steward.

LEGEND

Walk:

PostingTrot: - - - - -

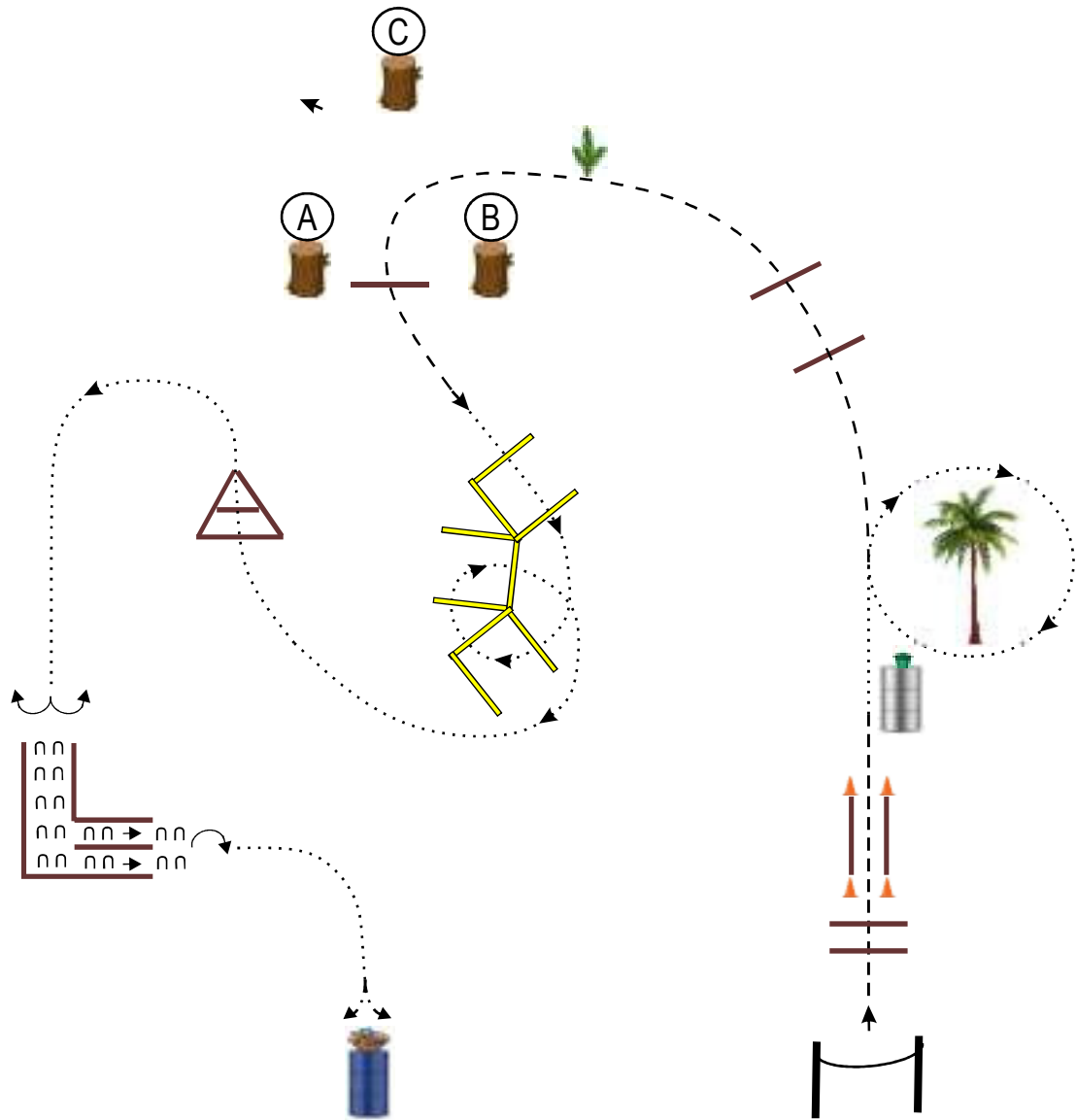
Canter: _____

Back: $\frac{UU \rightarrow UU \rightarrow}{UU \rightarrow UU \rightarrow}$

Northwest Classics 2026 - Spring Show

Trifecta **ABRA** Yearling & 2yr-old and **BB** Yearling & 2 Yr-old
In-Hand Trail

Classes: 163, 164, 165, 166, 167 & 168



1. Start at Gate with Left Hand push. Trot over 2 Poles and between 2 Poles towards Barrel.
2. Stop, pick up Bucket, while carrying the Bucket, Walk a Circle around the Tree. Return Bucket to Barrel.
3. Trot over 2 Poles, heading towards Stump traveling between Stump (B) and (C) turning Left heading towards (A) & (B).
4. Trot over Short Pole between (A) & (B).
5. Break to a Walk, heading towards Yellow Poles, Walking Over as diagramed, forming a loop (circle) around, starting on third Pole.
6. Walk over Triangle and towards Back Through.
7. At Back Through, 180° Turn either direction, Back into Chute, Sidepass Right out.
8. 90° Turn, Walk to either side of Barrel, pick up your Goodie. Acknowledge your Judges.
9. Exit at a Walk.

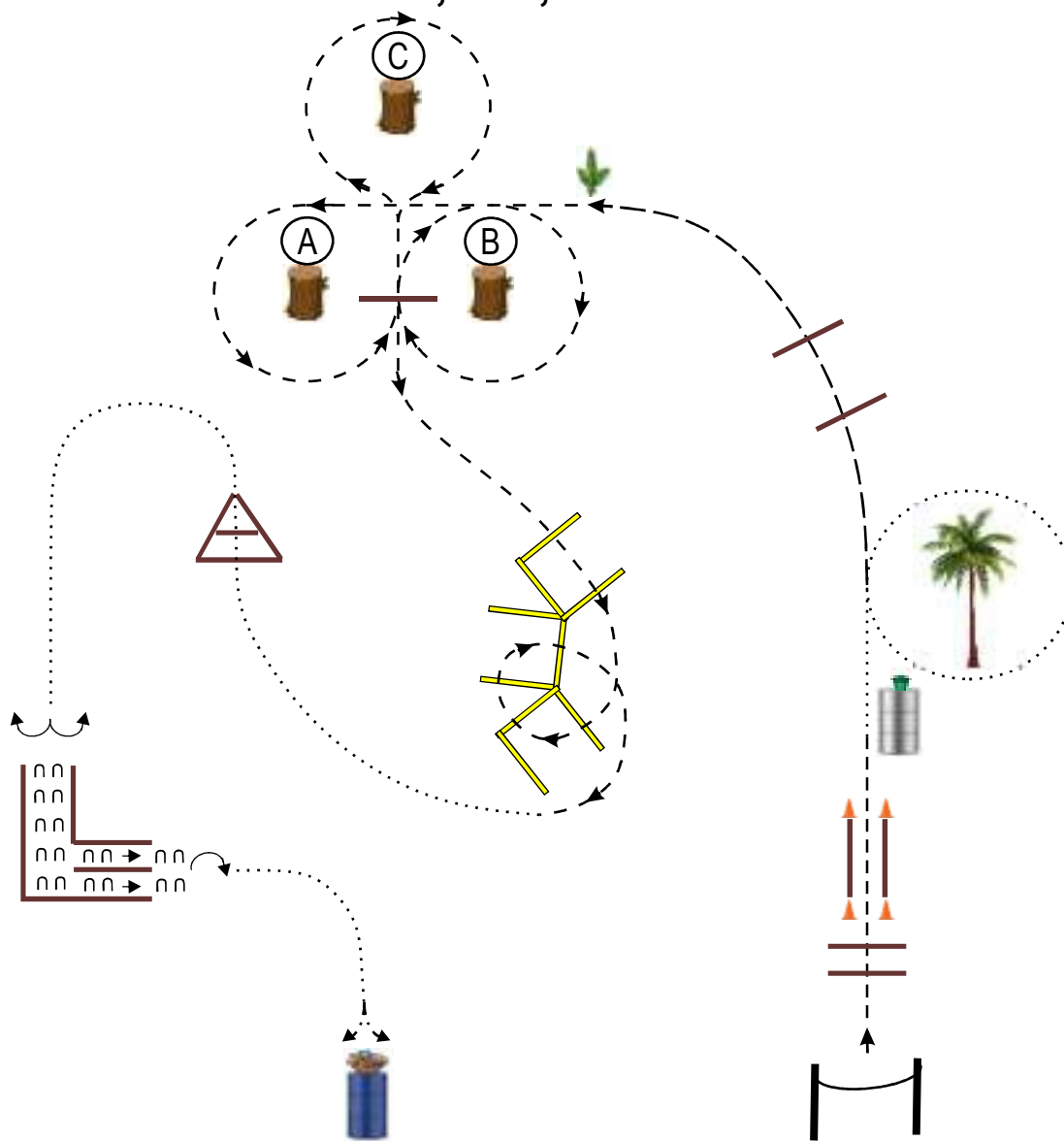
LEGEND

Walk:
Trot:	-----
Extended Trot:	-----
Sidepass:	$\begin{array}{c} \text{UU} \rightarrow \text{UU} \rightarrow \\ \text{UU} \rightarrow \text{UU} \rightarrow \end{array}$
Back:	$\begin{array}{c} \curvearrowright \quad \curvearrowleft \quad \curvearrowright \quad \curvearrowleft \end{array}$

Northwest Classics 2026 - Spring Show

W/T Pleasure Trail

Classes: 169, 170, 171 & 172

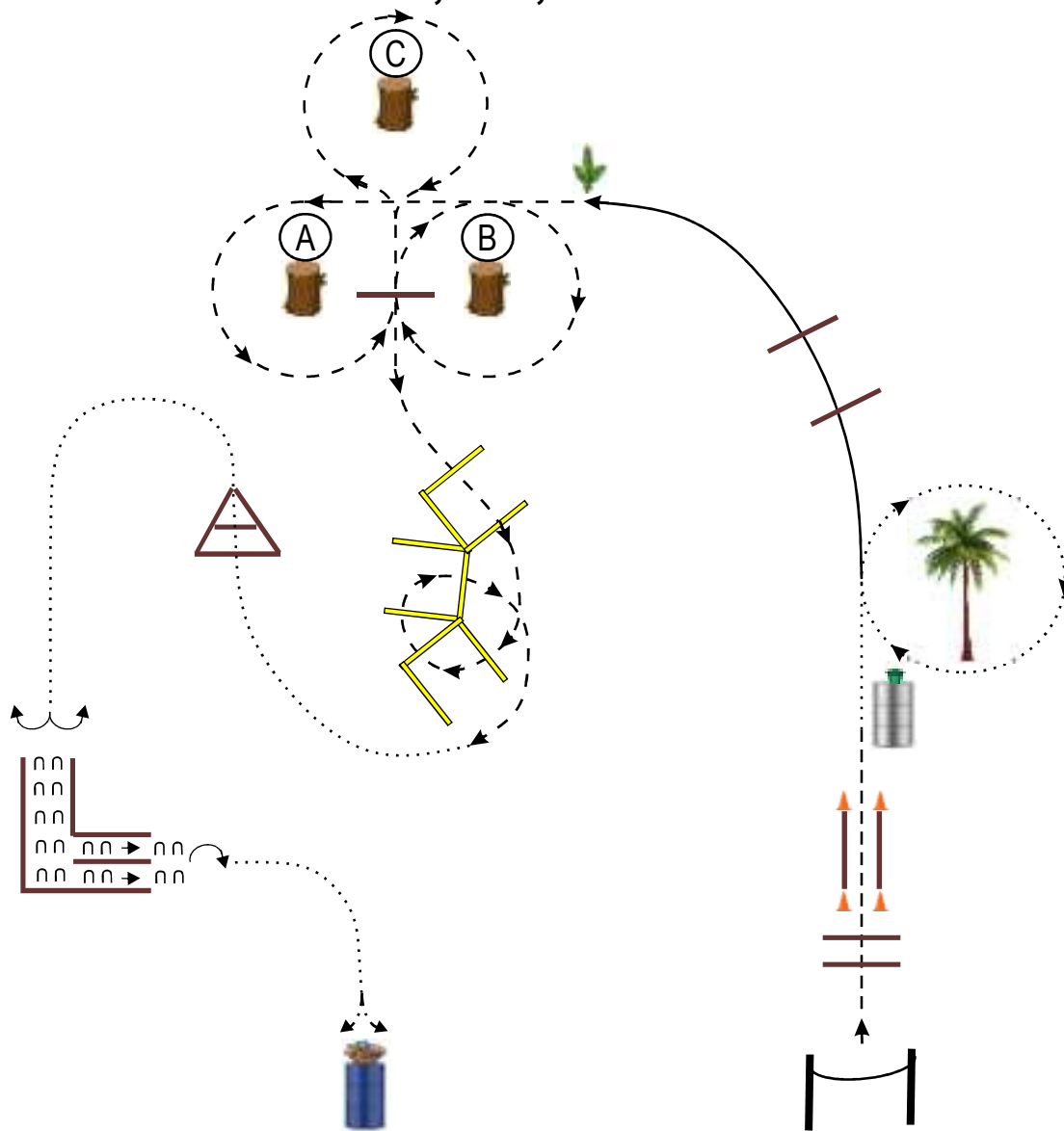


1. Start at Gate, Right Hand push.
2. Trot over 2 Poles and between 2 Poles towards Barrel.
3. Stop at Barrel and pick up Bucket. While carrying the Bucket Circle Palm Tree at a Walk. Return Bucket to Barrel.
4. Extended Trot over 2 Poles, Break to a Jog head through Stumps towards Stump (A).
5. Circle each Stump Circling Left around (A), and over short Pole, Right around (B) and over Short Pole, Left around (C) and over Short Pole, and out of Stumps.
6. Continue Jog toward Yellow Poles, Trotting over as diagramed, forming a Loop (circle) around, starting on third Pole.
7. Break to a Walk and Walk over the Triangle and towards Back Through.
8. At Back Through, 180° turn either direction, back into Chute. Sidepass Right out.
9. 90° Turn, Walk to either side of Barrel, pick up your Goodie. Acknowledge your Judges, exit at a Walk.

LEGEND	
Walk:
Jog:	-----
Extended Jog:	-----
Sidepass:	$\begin{array}{c} \text{UU} \rightarrow \text{UU} \rightarrow \\ \text{UU} \rightarrow \text{UU} \rightarrow \end{array}$
Back:	$\begin{array}{c} \rightarrow \leftarrow \rightarrow \leftarrow \\ \leftarrow \rightarrow \leftarrow \rightarrow \end{array}$

Northwest Classics 2026 - Spring Show

Youth Lope Pleasure Trail Classes: 173, 174, 175 & 182



1. Start at Gate, Right Hand push.
2. Trot over 2 Poles and between 2 Poles towards Barrel.
3. Stop at Barrel and pick up Bucket. While carrying the Bucket Circle Palm Tree at a Walk. Return Bucket to Barrel.
4. Lope Left Lead over 2 Poles towards Stumps.
5. Jog into Stumps.
6. Circle each Stump, Circling Left around (A), over short Pole, Circle Right around (B) and over Short Pole, Left around (C) and over Short Pole and out of Stumps.
7. Continue Jog traveling toward and over Yellow Poles, as diagramed, forming a Loop starting on third Pole.
8. Break to a Walk, Walk over the Triangle and towards Back Through.
9. At Back Through, 180° turn either direction, back into Chute. Sidepass Right out.
10. 90° Turn, Walk to either side of Barrel, pick up your Goodie. Acknowledge your Judges, exit at a Walk.

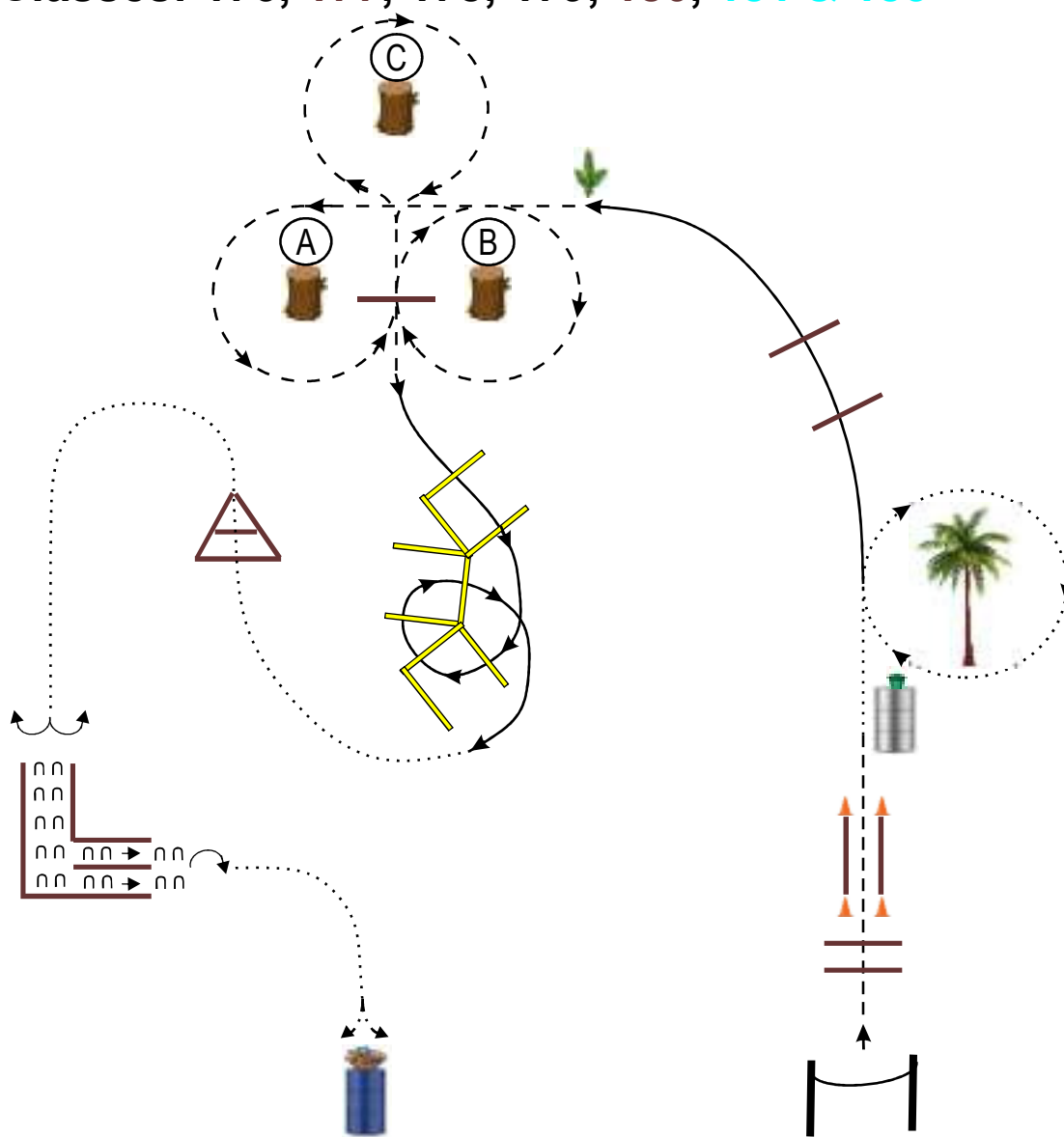
LEGEND

- Walk:
- Jog: - - - - -
- Lope: _____
- Sidepass: $\frac{UU \rightarrow UU \rightarrow}{UU \rightarrow UU \rightarrow}$
- Back: $\rightarrow \leftarrow \rightarrow \leftarrow$

Northwest Classics 2026 - Spring Show

19 & Over & AM Lope Pleasure Trail

Classes: 176, 177, 178, 179, 180, 181 & 183



1. Start at Gate, Right Hand push.
2. Trot over 2 Poles and between 2 Poles towards Barrel.
3. Stop at Barrel and pick up Bucket. While carrying the Bucket Circle Palm Tree at a Walk. Return Bucket to Barrel.
4. Lope Left Lead over 2 Poles towards Stumps.
5. Jog into Stumps.
6. Circle each Stump, Circling Left around (A), over short Pole, Circle Right around (B) and over Short Pole, Left around (C) and over Short Pole and out of Stumps.
7. Pick up Right Lead traveling toward and over Yellow Poles, as diagramed, forming a Loop starting on third Pole.
8. Break to a Walk, Walk over the Triangle and towards Back Through.
9. At Back Through, 180° turn either direction, back into Chute. Sidepass Right out.
10. 90° Turn, Walk to either side of Barrel, pick up your Goodie. Acknowledge your Judges, exit at a Walk.

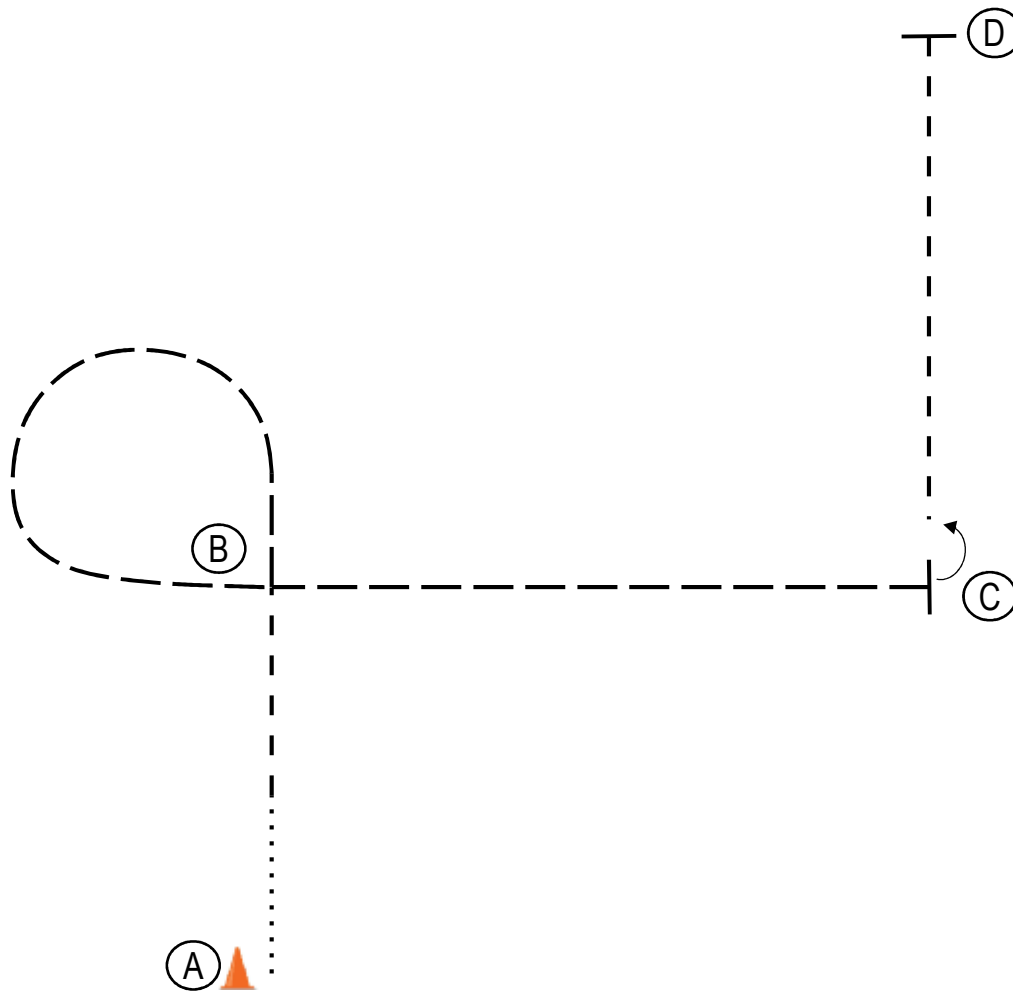
LEGEND

- Walk:
 Jog: - - - - -
 Lope: _____
 Sidepass: $\frac{UU \rightarrow UU \rightarrow}{UU \rightarrow UU \rightarrow}$
 Back: $\rightarrow \leftarrow \rightarrow \leftarrow$

Northwest Classics 2026 - Spring Show

W/T Western Horsemanship & Stock Seat Eqtation

Classes: 210, 211, 212 & 213



1. At (A) Walk out 4 Steps.
2. Pick up Jog to (B).
3. At (B) Extend Jog in a Circle around (B).
4. Continue Extended Jog toward (C).
5. Stop at (C) perform a 90° Left Haunch Turn and Jog towards (D).
6. At (D), Stop and wait to be excused.

LEGEND

Walk:

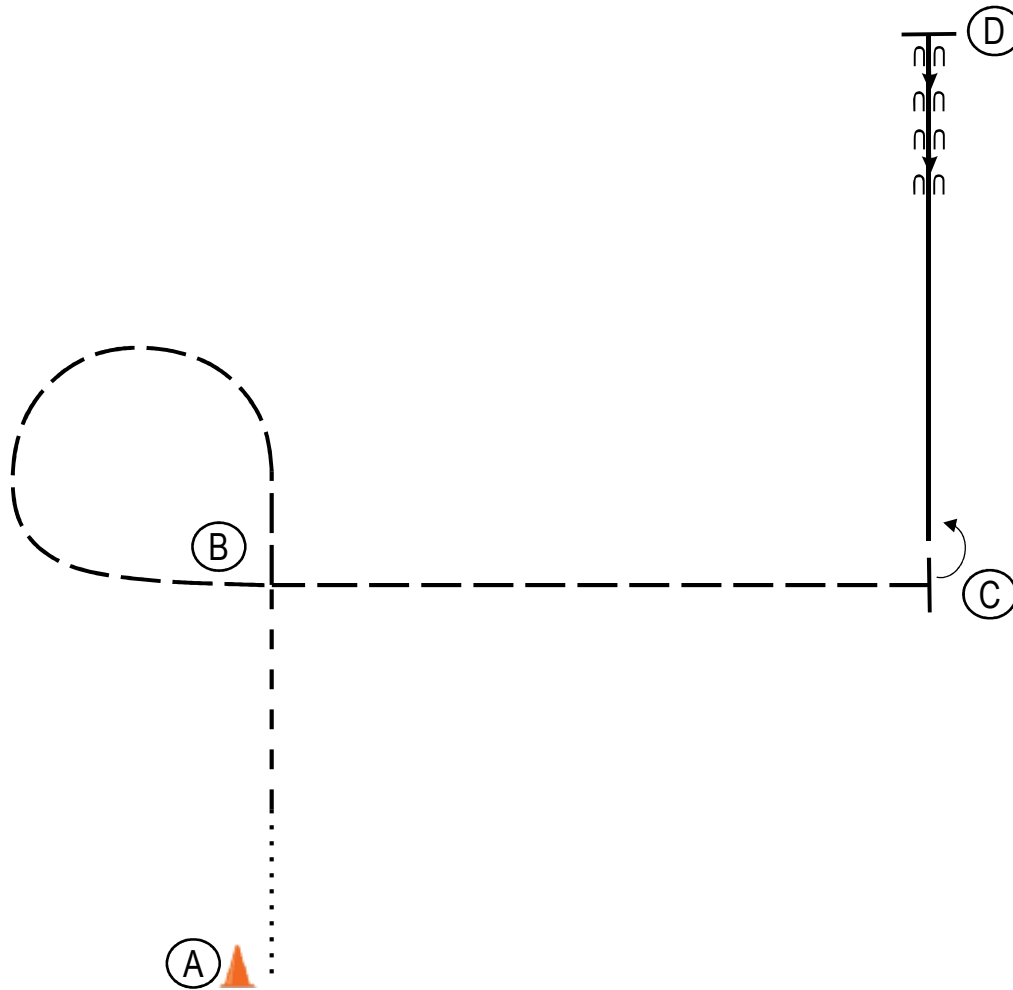
Jog: - - - - -

Extended Jog: — — —

Northwest Classics 2026 - Spring Show

Youth Lope Horsemanship & Stock Seat Eqitation

Classes: 214, 215, 216 & 217



1. At (A) Walk o 4 Steps.
2. Pick up Jog to (B).
3. At (B) Extend Jog in a Circle around (B).
4. Continue Extended Jog towards (C).
5. Stop at (C) perform a 90 Left Haunch turn and Lope Left Lead towards (D).
6. At (D) , Stop and Back one Horse Length.

LEGEND

Walk:

Jog: - - - - -

Extended Jog: — — —

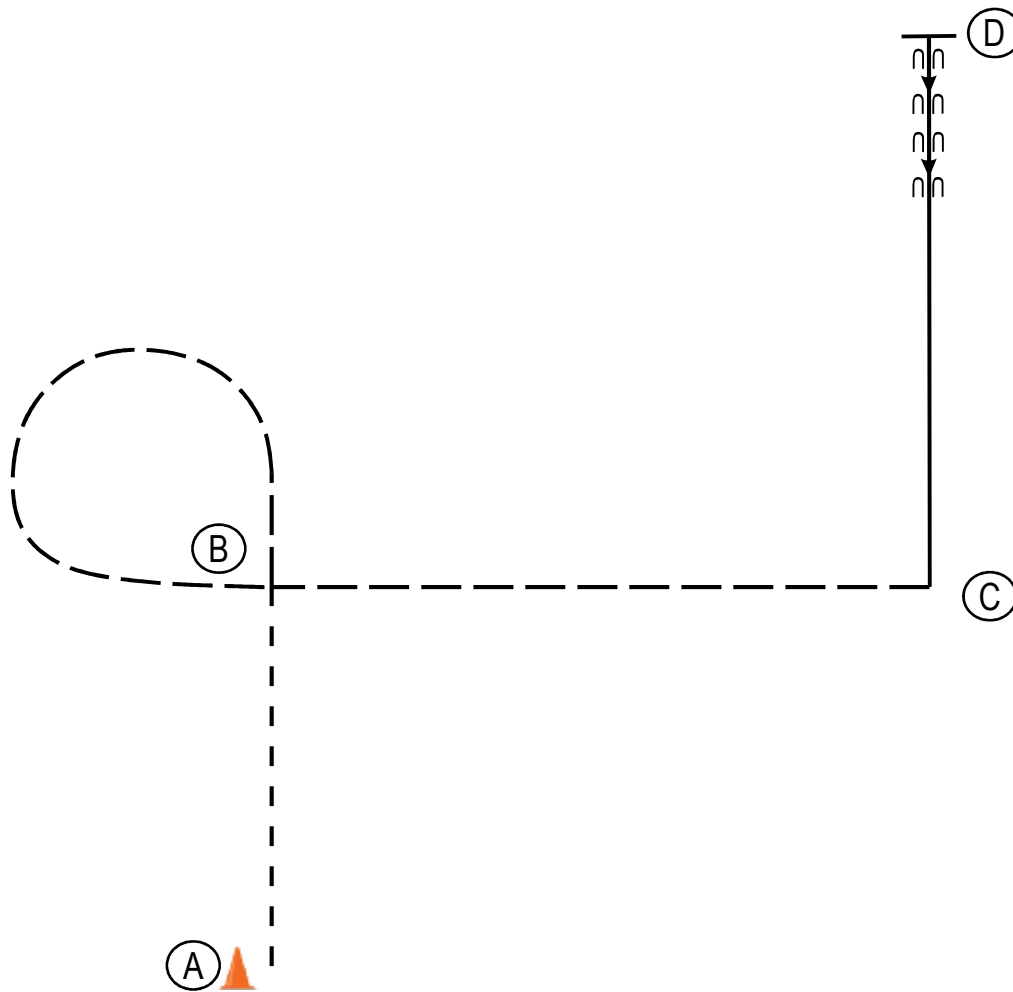
Lope: _____

Back: ↵ ↵ ↵ ↵

Northwest Classics 2026 - Spring Show

19 & Over and AM Lope Horsemanship & Stock Seat Eitation

Classes: 218, 219, 220, 221, 222 & 223



1. At (A) Jog to (B).
2. At (B) Extend Trot in a Circle around (B).
3. Continue Extended Trot toward (C).
4. Turn a Corner at (C) and Lope on Left Lead to (D).
5. At (D), Stop and Back 1 Horse Length.

LEGEND

Trot: - - - - -

Extended Trot: — — —

Lope: —————

Back: ↵ ↵ ↵ ↵